
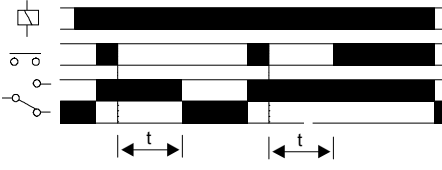
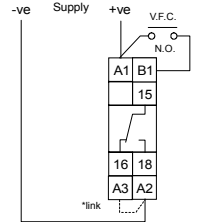
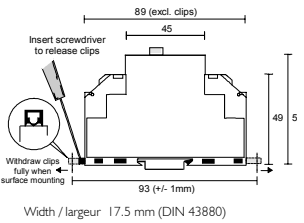


M1ESW

Delay Off Minuterie à désexcitation temporisée

	<p>FUNCTION DIAGRAM GRAPHIQUE DE FONCTIONNEMENT</p> 	<p>CONNECTION DIAGRAM DIAGRAMME DE RACCORDEMENT</p> <p>Link terminals 'A2' and 'A3' for 24V AC/DC operation only. Relier ensemble les bornes 'A2' et 'A3' seulement pour des tensions à 24 VCA/CC.</p> 	<p>MOUNTING DETAILS INSTRUCTIONS DE MONTAGE</p>  <p>Width / largeur: 17.5 mm (DIN 43880)</p>																																																																																														
<ul style="list-style-type: none"> □ DELAY OFF - SWITCH INITIATED □ DUAL VOLTAGE □ OUTPUT RELAY 8A □ SUPPLY INDICATION □ RELAY INDICATION □ DIN RAIL OR DIRECT MOUNTING 	<ul style="list-style-type: none"> □ DÉSEXCITATION TEMPORISÉE AU SIGNAL □ BI-TENSION □ RELAIS DE SORTIE 8A □ DEL / ALIMENTATION ET SORTIE □ MONTAGE SUR RAIL DIN OU PLATINE 																																																																																																
<ul style="list-style-type: none"> • INSTALLATION AND SETTING • BEFORE INSTALLATION, ISOLATE THE SUPPLY. <ul style="list-style-type: none"> • Connect the unit as shown in the diagram above. • Apply power (green LED on). • Unit will operate according to function selected (see 'function diagram'). <p>Note: Delay Off operation only - closing V.F.C. while relay energized will stop timing. The time period will reset and re-start from opening of the V.F.C.</p> <p>Troubleshooting</p> <ul style="list-style-type: none"> • Check wiring and voltage present. • Check polarity (for DC supplies only). 	<ul style="list-style-type: none"> • MONTAGE ET INSTALLATION • AVANT MONTAGE, ISOLER L'ALIMENTATION <ul style="list-style-type: none"> • Raccorder comme indiqué dans le diagramme ci-dessus. • Appliquer l'alimentation (DEL verte allumée). • L'unité opérera selon la fonction choisie (voir 'Graphique de fonctionnement'). <p>Remarque: Désexcitation temporisée : La fermeture du contact sec (V.F.C.) pendant que le relais est alimenté interrompra la temporisation. La temporisation sera remise à zéro et repartira dès l'ouverture du contact (V.F.C.)</p> <p>Dépannage (pour régler un problème)</p> <ul style="list-style-type: none"> • Vérifier les connexions et la tension présente. • Vérifier la polarité (seulement pour les alimentations en courant continu). 																																																																																																
<ul style="list-style-type: none"> • TECHNICAL SPECIFICATION <table border="0"> <tr> <td>Supply voltage Un:</td> <td>24V AC/DC / 110V AC 48 - 63Hz</td> </tr> <tr> <td>(Dual voltage)</td> <td>24V AC/DC / 230V AC 48 - 63Hz</td> </tr> <tr> <td>Supply variation:</td> <td>0.85 - 1.15 x Un</td> </tr> <tr> <td>Power consumption:</td> <td>AC: 0.72VA (24V), 2.6VA (110V)</td> </tr> <tr> <td></td> <td>6VA (230V)</td> </tr> <tr> <td></td> <td>DC: 0.38W (24V)</td> </tr> <tr> <td>Time delay (t)</td> <td></td> </tr> <tr> <td> Sec:</td> <td>0.5 - 10, 2 - 60</td> </tr> <tr> <td> Min:</td> <td>0.5 - 10, 2 - 60</td> </tr> <tr> <td>Repeat accuracy:</td> <td>± 0.5% (constant conditions)</td> </tr> <tr> <td>Reset time:</td> <td>≈ 100ms</td> </tr> <tr> <td>Ambient temperature:</td> <td>-20 to +60°C</td> </tr> <tr> <td>Relative humidity:</td> <td>+95%</td> </tr> <tr> <td>Output:</td> <td>SPDT</td> </tr> <tr> <td>Output rating:</td> <td>AC1 250V AC 8A (2000VA)</td> </tr> <tr> <td></td> <td>AC15 250V AC 2.5A</td> </tr> <tr> <td></td> <td>DC1 25V DC 8A (200W)</td> </tr> <tr> <td>Electrical life:</td> <td>≥ 150,000 (AC1)</td> </tr> <tr> <td>Housing:</td> <td>to UL94 VO</td> </tr> <tr> <td>Weight:</td> <td>≈ 69g</td> </tr> <tr> <td>Mounting option:</td> <td>to BS5584:1978</td> </tr> <tr> <td></td> <td>(EN50 002, DIN 46277-3)</td> </tr> <tr> <td>Terminal conductor size:</td> <td>≤ 2 x 2.5mm² solid / stranded</td> </tr> <tr> <td>Approvals:</td> <td>UL, CUL, CE</td> </tr> </table>	Supply voltage Un:	24V AC/DC / 110V AC 48 - 63Hz	(Dual voltage)	24V AC/DC / 230V AC 48 - 63Hz	Supply variation:	0.85 - 1.15 x Un	Power consumption:	AC: 0.72VA (24V), 2.6VA (110V)		6VA (230V)		DC: 0.38W (24V)	Time delay (t)		Sec:	0.5 - 10, 2 - 60	Min:	0.5 - 10, 2 - 60	Repeat accuracy:	± 0.5% (constant conditions)	Reset time:	≈ 100ms	Ambient temperature:	-20 to +60°C	Relative humidity:	+95%	Output:	SPDT	Output rating:	AC1 250V AC 8A (2000VA)		AC15 250V AC 2.5A		DC1 25V DC 8A (200W)	Electrical life:	≥ 150,000 (AC1)	Housing:	to UL94 VO	Weight:	≈ 69g	Mounting option:	to BS5584:1978		(EN50 002, DIN 46277-3)	Terminal conductor size:	≤ 2 x 2.5mm ² solid / stranded	Approvals:	UL, CUL, CE	<ul style="list-style-type: none"> • FICHES TECHNIQUES <table border="0"> <tr> <td>Alimentation:</td> <td>24V CA/CC / 110V CA 48 - 63Hz</td> </tr> <tr> <td>(Bi-Tension)</td> <td>24V CA/CC / 230V CA 48 - 63Hz</td> </tr> <tr> <td>Variation d'alimentation:</td> <td>0.85 - 1.15 x Un</td> </tr> <tr> <td>Consommation:</td> <td>AC: 0.72VA (24V), 2.6VA (110V)</td> </tr> <tr> <td></td> <td>6VA (230V)</td> </tr> <tr> <td></td> <td>DC: 0.38W (24V)</td> </tr> <tr> <td>Gamme de temps (t):</td> <td></td> </tr> <tr> <td> Sec:</td> <td>0.5 - 10, 2 - 60</td> </tr> <tr> <td> Min:</td> <td>0.5 - 10, 2 - 60</td> </tr> <tr> <td>Précision répétée:</td> <td>± 0.5% (condition constante)</td> </tr> <tr> <td>Réarmement:</td> <td>≈ 100ms</td> </tr> <tr> <td>Température ambiante:</td> <td>-20 à +60°C</td> </tr> <tr> <td>Humidité relative:</td> <td>+95%</td> </tr> <tr> <td>Capacité de la sortie :</td> <td>I inverseur</td> </tr> <tr> <td></td> <td>AC1 250V CA 8A (2000VA)</td> </tr> <tr> <td></td> <td>AC15 250V CA 2.5A</td> </tr> <tr> <td></td> <td>DC1 25V CC 8A (200W)</td> </tr> <tr> <td>Durée de vie électrique:</td> <td>≥ 150,000 (AC1)</td> </tr> <tr> <td>Boîtier :</td> <td>UL94 VO</td> </tr> <tr> <td>Poids:</td> <td>≈ 69g</td> </tr> <tr> <td>Option de montage:</td> <td>BS5584:1978</td> </tr> <tr> <td></td> <td>(EN50 002, DIN 46277-3)</td> </tr> <tr> <td>Taille du conducteur terminal:</td> <td>≤ 2 x 2.5mm² solide/toronné</td> </tr> <tr> <td>Homologations:</td> <td>UL, CUL, CE</td> </tr> </table>	Alimentation:	24V CA/CC / 110V CA 48 - 63Hz	(Bi-Tension)	24V CA/CC / 230V CA 48 - 63Hz	Variation d'alimentation:	0.85 - 1.15 x Un	Consommation:	AC: 0.72VA (24V), 2.6VA (110V)		6VA (230V)		DC: 0.38W (24V)	Gamme de temps (t):		Sec:	0.5 - 10, 2 - 60	Min:	0.5 - 10, 2 - 60	Précision répétée:	± 0.5% (condition constante)	Réarmement:	≈ 100ms	Température ambiante:	-20 à +60°C	Humidité relative:	+95%	Capacité de la sortie :	I inverseur		AC1 250V CA 8A (2000VA)		AC15 250V CA 2.5A		DC1 25V CC 8A (200W)	Durée de vie électrique:	≥ 150,000 (AC1)	Boîtier :	UL94 VO	Poids:	≈ 69g	Option de montage:	BS5584:1978		(EN50 002, DIN 46277-3)	Taille du conducteur terminal:	≤ 2 x 2.5mm ² solide/toronné	Homologations:	UL, CUL, CE
Supply voltage Un:	24V AC/DC / 110V AC 48 - 63Hz																																																																																																
(Dual voltage)	24V AC/DC / 230V AC 48 - 63Hz																																																																																																
Supply variation:	0.85 - 1.15 x Un																																																																																																
Power consumption:	AC: 0.72VA (24V), 2.6VA (110V)																																																																																																
	6VA (230V)																																																																																																
	DC: 0.38W (24V)																																																																																																
Time delay (t)																																																																																																	
Sec:	0.5 - 10, 2 - 60																																																																																																
Min:	0.5 - 10, 2 - 60																																																																																																
Repeat accuracy:	± 0.5% (constant conditions)																																																																																																
Reset time:	≈ 100ms																																																																																																
Ambient temperature:	-20 to +60°C																																																																																																
Relative humidity:	+95%																																																																																																
Output:	SPDT																																																																																																
Output rating:	AC1 250V AC 8A (2000VA)																																																																																																
	AC15 250V AC 2.5A																																																																																																
	DC1 25V DC 8A (200W)																																																																																																
Electrical life:	≥ 150,000 (AC1)																																																																																																
Housing:	to UL94 VO																																																																																																
Weight:	≈ 69g																																																																																																
Mounting option:	to BS5584:1978																																																																																																
	(EN50 002, DIN 46277-3)																																																																																																
Terminal conductor size:	≤ 2 x 2.5mm ² solid / stranded																																																																																																
Approvals:	UL, CUL, CE																																																																																																
Alimentation:	24V CA/CC / 110V CA 48 - 63Hz																																																																																																
(Bi-Tension)	24V CA/CC / 230V CA 48 - 63Hz																																																																																																
Variation d'alimentation:	0.85 - 1.15 x Un																																																																																																
Consommation:	AC: 0.72VA (24V), 2.6VA (110V)																																																																																																
	6VA (230V)																																																																																																
	DC: 0.38W (24V)																																																																																																
Gamme de temps (t):																																																																																																	
Sec:	0.5 - 10, 2 - 60																																																																																																
Min:	0.5 - 10, 2 - 60																																																																																																
Précision répétée:	± 0.5% (condition constante)																																																																																																
Réarmement:	≈ 100ms																																																																																																
Température ambiante:	-20 à +60°C																																																																																																
Humidité relative:	+95%																																																																																																
Capacité de la sortie :	I inverseur																																																																																																
	AC1 250V CA 8A (2000VA)																																																																																																
	AC15 250V CA 2.5A																																																																																																
	DC1 25V CC 8A (200W)																																																																																																
Durée de vie électrique:	≥ 150,000 (AC1)																																																																																																
Boîtier :	UL94 VO																																																																																																
Poids:	≈ 69g																																																																																																
Option de montage:	BS5584:1978																																																																																																
	(EN50 002, DIN 46277-3)																																																																																																
Taille du conducteur terminal:	≤ 2 x 2.5mm ² solide/toronné																																																																																																
Homologations:	UL, CUL, CE																																																																																																