

MAGNETIC LEVEL CONTROLS

SLM-SLM/P SERIES



GENERAL DESCRIPTION

Magnetic level controls for liquids are made of a reed contact placed inside the shaft and an operating magnet placed in the float.

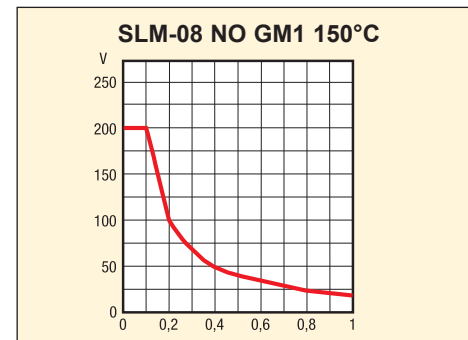
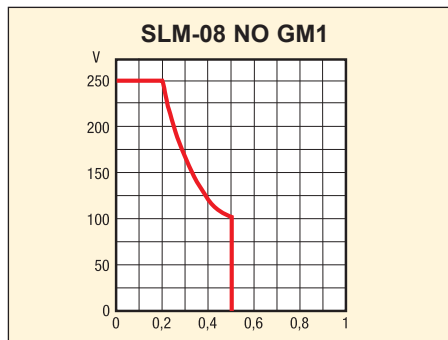
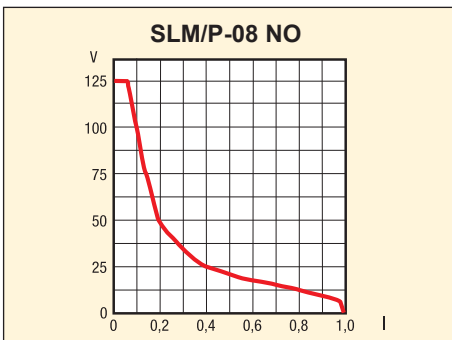
The working principle is the same as our magnetic sensors (pls. see page 100-101).

There are 3 models available: one made of plastic housing and two made of AISI 316 stainless steel suitable for high temperatures of +100°C to +150°C.

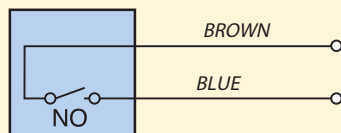
TECHNICAL CHARACTERISTICS

MODEL		SLM/P-08 NO SLM000001	SLM-08 NO GM SLM000002	SLM-08 NO GM1 150°C SLM000004
Min liquid specific gravity	Kg/dm ³	0,9	0,75	0,75
Switching distance	mm	>3	>3	>3
Max switching voltage	V	125	250	200
Max switching current	A	1	0,5	1
Max switching power	W/VA	10	50	20
Max switching frequency	Hz	230	230	230
Contact actuation time	ms	2	2	2
Repeatability	mm	±0,3	±0,3	±0,3
Temperature limits	°C	-20 ÷ +100	-20 ÷ +100	-20 ÷ +150
Ip rating	IP	67	67	67
Cable	0,5m	PVC 2x0,25	PVC 2x0,25	Teflon 2x0,25
Body Housing		Polypropylene	AISI 316	AISI 316
Float Housing		Polypropylene	AISI 316	AISI 316

SWITCHING POWER DIAGRAMS



WIRING DIAGRAM



N.B.:
This level control is supplied with NO output contact, but can obtain the NC function simply by turning the float up-side-down.

